



Visit our beautiful showroom
to see how you can create
an extraordinary kitchen.

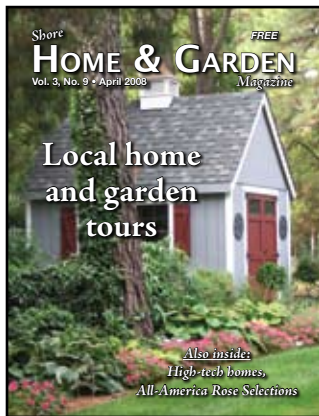


www.theappliancesource.com

1823 George Avenue
Annapolis, MD 21401
410.267.7110 • 877.266.2627
annapolis@theappliancesource.com

29533 Canvasback Drive
Easton, MD 21601
410.819.8900 • 866.266.2827
easton@theappliancesource.com

There are many choices, but only one SOURCE!



Have comfortable shoes?

The property of Loblolly Cove Cottage, which is featured on the Talbot County tour in the Maryland Home & Garden Pilgrimage, hosts a variety of informal gardens, including an extensive hosta garden with 40 labelled varieties. The garden house featured on this month's cover is on among the many points of interest.

Cover photo courtesy Marsie Hawkinson

Volume 3, Number 9
April 2008

Shore Home & Garden
P.O. Box 2026
Easton, Md. 21601
410-822-4025
Fax: 410-822-5068
www.shorehomeandgarden.com

Chairman
E. Ralph Hostetter

President
Marc Van Pelt
admin@shorehomeandgarden.com

Manager
Renee Larrimore
renee@shorehomeandgarden.com

Editor
Kevin George
editorial@shorehomeandgarden.com

Advertising Account Executives
Sheila Brittingham
sheila@shorehomeandgarden.com
Chris Parker, Tiffany Polly

Associate Editors
Sean Clougherty,
Stephanie Jordan

Circulation
Bill Ball, Megan Messix

Bookkeeper
Jessie Stafford

In this issue:

A true family tradition

J.M. Bryan and Sons has been a community institution since 1949.
by Sean Clougherty, Page 18

More than meets the eye

How long will it be before your home has a mind of its own?
by Sean Clougherty, Page 36

Pilgrimage coming to Shore

Tour select gardens and homes in Kent and Talbot counties.
by Stephanie Jordan, Page 42

Class roses of 2008

Dream Come True and Mardi Gras take AARS's top annual honors
by Carol Kinsley, Page 50

Departments

Tid Bits	— Page 6	A Dose of Realty	— Page 64
Gardening Tips	— Page 8	Recipes	— Page 73-74
Redesign of the Times	— Page 10	Game Room	— Page 79
Vegetable Medley	— Page 12	What Is This???	— Page 82

Want to subscribe?

To have Shore Home & Garden delivered to your mailbox for just the postage-only price of \$17 a year, call Bill or Megan at 410-822-4025.

Is there something you'd like to share?

Call 410-822-4025 or e-mail
renee@shorehomeandgarden.com.



Can you handle this? ...

Win a Shore Home & Garden Magazine tote bag, either by sending us a recipe we publish (like Barb Haydu's Meat Crush Pie on page 73) or by winning this month's "What is This???" contest. The bag's made of durable canvas with green trim.

Beautiful Environmentally Friendly Endings Begin with...
Kenneth D. Brown Inc.
Landscaping & Hardscaping



We love the environment; that's why we used PERMEABLE PAVERS on this job at Londonderry Retirement Community in Easton. Using PERMEABLE PAVERS helps prevent rain water runoff into the rivers and ultimately the Chesapeake Bay. So if you love the environment, give us a call!



**Landscape Maintenance - Patios - Driveways
Walkways - Retaining Walls**

With over 30 years in the industry we bring experience, knowledge & quality.

MDA
License
#27617

MHIC
#123946

410-822-1683

*Certified Professional Horticulturalist - Certified Arborist #MA4077
Licensed Tree Expert #259 - Certified Conservation Planner*

Brian T. Brown, President



Blowing in the wind: Experience wildflowers

If April showers bring May flowers what are you waiting for, pilgrims?

That was my joke of the day when I thought of writing an article on wildflowers. Now I wish I had a dozen pilgrims and a dozen native American Indians at a conference table with Lee seated at one end and me at the other.

About 25 years ago, I tilled one tiller-width of ground in the back yard at dawn then set off in the truck with trowel and spade. I was determined to jump ditches or scrape a little tire and chip if needed to collect blooming beauties I had been eyeing along the roadside and edges of adjoining woods.

By Bev Leitch
Columnist

*Shore Home
& Garden
Magazine*



Mentally I had logged where each of my samples grew. Digging and gently setting my rewards in the back of the truck I hurried home to transplant, water and tamp out air pockets giving my wild transplants the best advantage of a new start that I could.

Hustling off to work, I counted the hours to lunch break. Lunch time came — but instead of nourishing

myself — I gave each plant another quick drink. I was not surprised to find some plants drooping from the shock of transplant. Off work at 4, I had one hour before Lee got home to give the plants one more quick drink. I ran to the kitchen table sat down and looked at the scene. Would he notice? Indeed he did.

Getting out of the work van, he sniffed the air. Ah ha! Fresh-tilled earth. I greeted “Hello,” and with a smile as he set his lunch box down asked “How was your day?”

“What’s that?”

I gave the best sell pitch I could about our new wildflower bed.

“You mean weeds?”

“Well, you (PAGE 61)



Add beauty and value to your home with natural stone countertops and vanities.

Visit our newly opened showroom



SEGER
GRANITE & MARBLE

8880 Mistletoe Drive
Easton, Maryland 21601

410.822.8088

www.segergranite.com



Creating Your Personal Paradise with customized Hardscapes & Landscapes




**Pavers
Patios
Walkways
Retaining Walls
Driveways
Pool Decks**

*Created in Flagstone,
Concrete Pavers,
Brick and Natural Stone.*



Actual Client Photos



Bauer's

Landscaping & Hardscaping INC.

Denton, Md

410-479-2945

MHIC#93904

Certified & Insured



Perfect time to start an herb garden

April is a month of promise in the garden — a time to test the soil for acidity (pH) and fertility, a time to add compost to improve the soil health and a time to plan and plant cold hardy plants.

It is the perfect time to start an herb garden!

Tender herbs like basil and dill are annuals and the garden soil needs to be warm before they are planted in the ground, but the hardy herbs can be planted in April.

Choosing a site for an Herb garden is easy: Pick a spot that is sunny, the soil is well-drained and the walk from the kitchen is short, and you have the perfect spot for an



By Ginny Rosenkranz
*Extension Educator
Commercial Horticulture*

herb garden. If the ground is low, consider building a raised bed so the herb garden will have excellent drainage.

Wet soil, especially in the winter, will kill many cold hardy herbs.

Checking the soil pH is important and many herbs need a pH of 5.5 to 6.0.

Sun is extremely important as most herbs need eight hours of full sun to grow their best. Picking a spot close to the kitchen will assure easy access to the herbs while whipping up a yummy meal.

The best part of planning an herb garden is visiting the garden centers (or a friend's garden) and smelling all of the wonderful fragrances and deciding which herbs will fit with your culinary style.

Parsley — both flat Italian and curly — are bi-annuals and will need to be purchased every spring. Plant

(PAGE 30)

I've tried scrubbing & scrubbing and still this...

Maybe this spring it's time to replace!



714 Meadow Ave. - Cambridge, MD 21613



410-228-2080

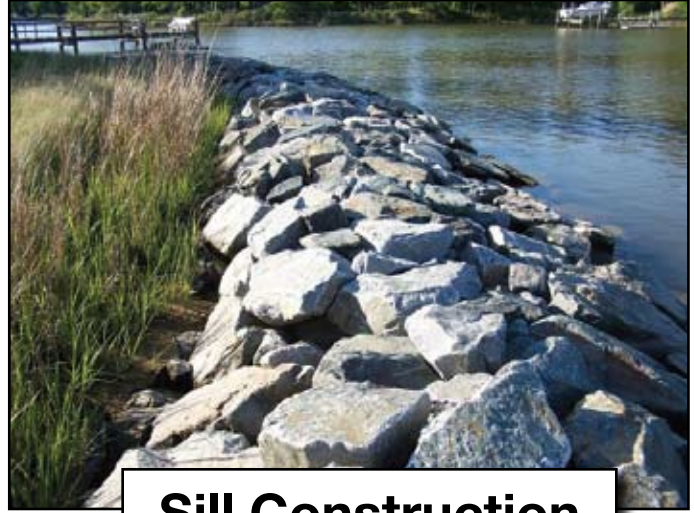
www.cambridgekitchenandbath.com



ENVIRONMENTAL CONTRACTING LLC



Marsh Restoration



Sill Construction

Specializing in

- Shoreline Restoration • Rip Rap
- Sill Construction • Vegetative Treatment
- Marsh/Wetland Construction

FREE ESTIMATES &

On-site evaluation of your shoreline. We handle all the permits in our office.

Nick Slayden

410-310-4516

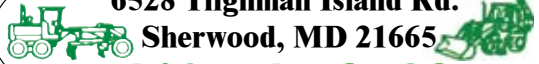
P. O. BOX 2696 EASTON, MD

envirocon@goeaston.net

Donald Kelley LLC

MHIC#31268

6528 Tilghman Island Rd.



Sherwood, MD 21665

410-745-2582



**Grader & Backhoe Services
Driveways & Road Repairs
New Roads - Bushhogging
Ditching
Plus delivery of your
aggregate needs**

Redesign of the Times

Staged to sell

Although it was first introduced in the early 1970s, many homeowners today are still unfamiliar with the term “staging.”

In the real estate market, “staging” is defined as “the art of preparing and packaging a home for sale.”

It became more popular in the 1990s when the real estate market was slow and homes were on the market for long periods of time.

To gain a market advantage, realtors and home owners turned toward staging to make their homes present themselves above the competition. In today’s market, it is considered “the secret weapon of real estate.”

Since statistics support that staged homes sell faster and for higher prices than non-staged homes, the real estate trend of staging has remained constant.

In some areas of the country, real estate companies employ full-time stagers, so every client and every listing automatically gets staging as a service.

There are even companies that offer to purchase your home if it does not sell after a period of time following a specific checklist which includes staging.

The benefits of staging far outweigh its costs, which is significantly less than your first list-price reduction.

There are two ways to stage a home for sale. Home sellers can either do it themselves, or they can hire a professional real estate stager. Some home sellers have the time and talent to do it themselves, but for most the hiring of a stager is the better choice.

As a homeowner, it is difficult for you to see your home objectively, because you are living in it and looking at it all of the time. It also may be difficult to work up enthusiasm in preparing a home you won’t be living in any longer, but working with an objective, enthusiastic stager can help you see the potential (PAGE 14)



By Marianne DeTar
Columnist

Shore Home & Garden Magazine